



Maasai Mara University

OFFICE OF THE REGISTRAR – ACADEMIC AFFAIRS

Tel: +254205131400

P. O. Box 861 - 20500

E-mail: reg.aa@mmarau.ac.ke

NAROK

FROM: Registrar, Academic Affairs

DATE: 1st September 2023

TO: ALL STUDENTS

REF: MMU/AA031/006/2022/VOL.6/128

SUBJECT: PAYMENT FOR UNIVERSITY SERVICES THROUGH THE E-CITIZEN PLATFORM

Recently, the President directed all public entities to on-board citizen-facing services on the E-Citizen platform. In response to this directive, we are happy to let you know that the University's ERP system has been integrated with the e-citizen platform through an application known as JIUNGE. Through JIUNGE you can now pay your fees by M-PESA at the convenience of your home.

Due to some challenges being sorted out about uploading JIUNGE at the Google Play store, you are required to download the JIUNGE App, through the link <https://jiunge.com/storage/jiunge-v2-prod.apk> and install it in your phone. Once installed, you can then launch it from your phone and carry out your payments. Kindly ignore the earlier communication on the same and sorry for the inconvenience caused.

Attached to this memo please find illustrations on how to use JIUNGE App to make your fee payments to the University. Note that, with time, other services offered by the University will be added to e-citizen platform through the JIUNGE App.


Dr. Otieno Fredrick Onyango

REGISTRAR, ACADEMIC AFFAIRS

OFO/tw

Copy to: Ag. Vice-chancellor

Deputy Vice-Chancellor Academic and Student Affairs

Deputy Vice-Chancellor Administration, Finance and Strategy

Registrar, Administration and Strategy

Deans of Schools

Dean of Students

Finance Officer

The University Librarian

Chairs of Departments

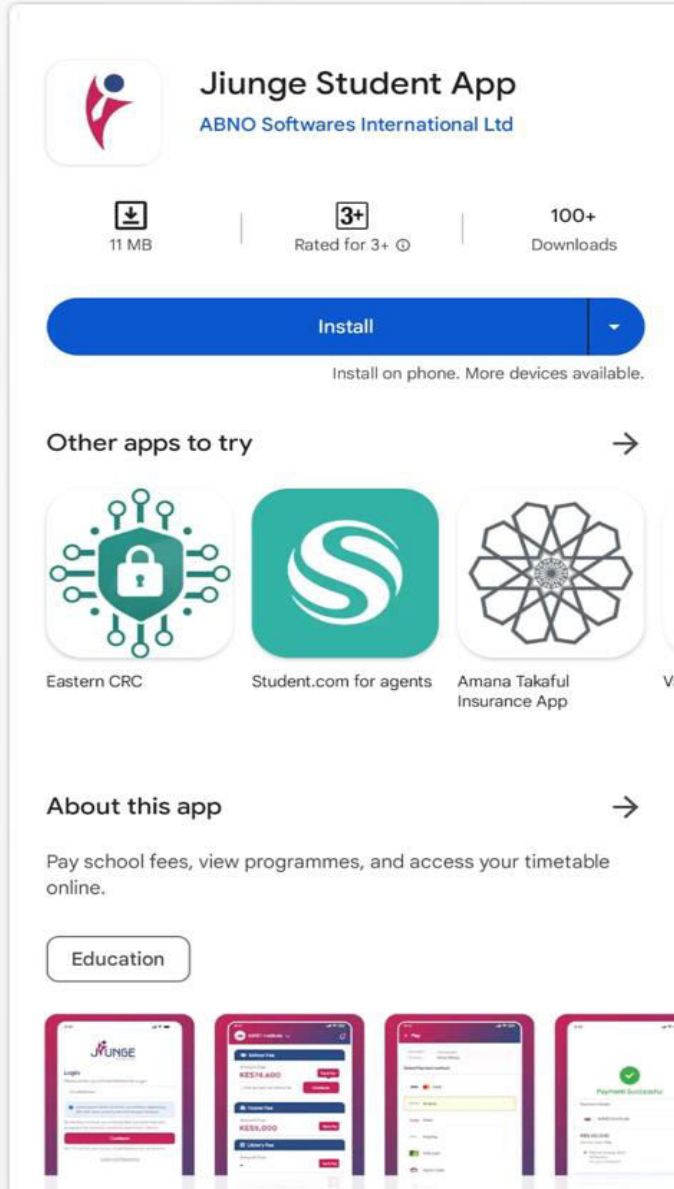




JIUNGE PAYMENT PROCESS

• © 2004 - 2023

DOWNLOAD APP ON PLAYSTORE

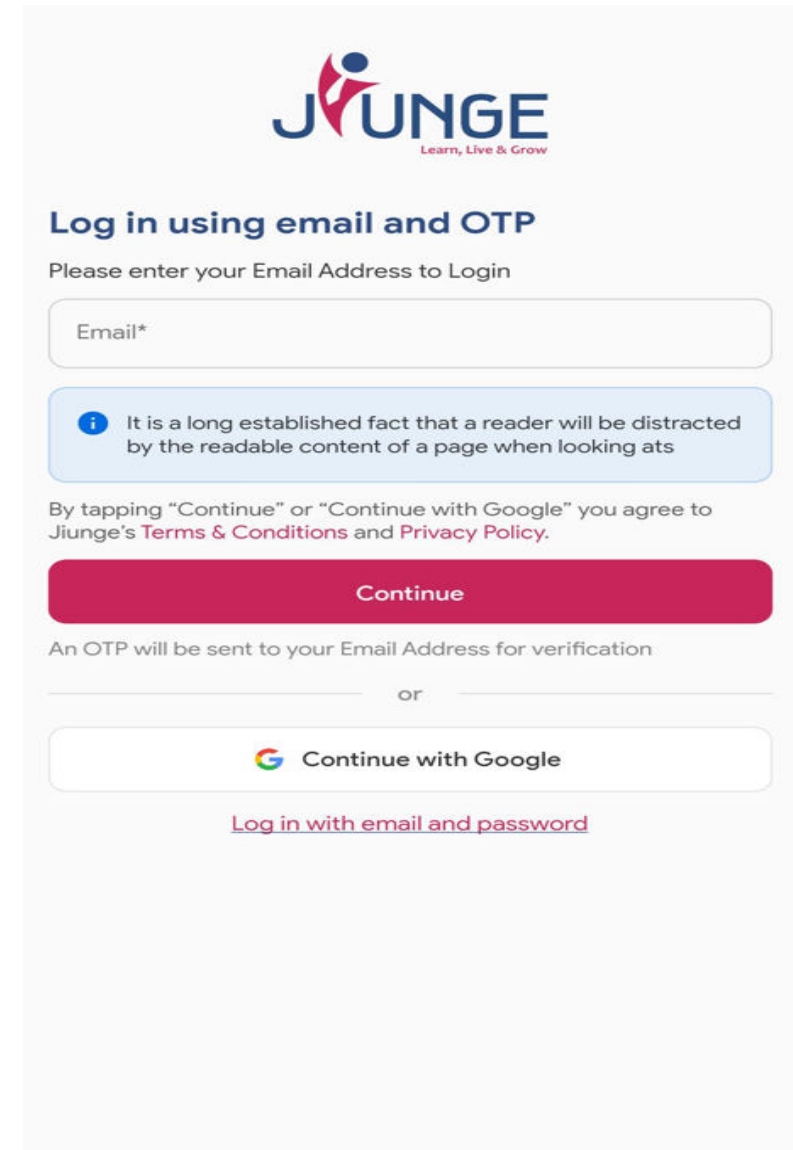


1. Go to PLAYSTORE
Download '**JIUNGE**'

2. Install on your phone

3. Input Email

4. Click on **Continue** to
get OTP on your email to
log in



OTP AND CREATE PASSWORD



← Verify your Email

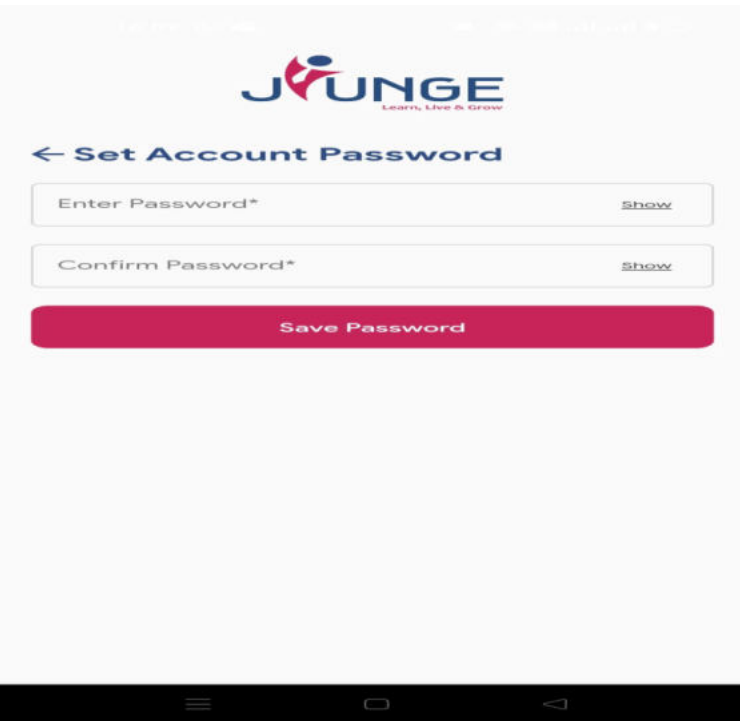
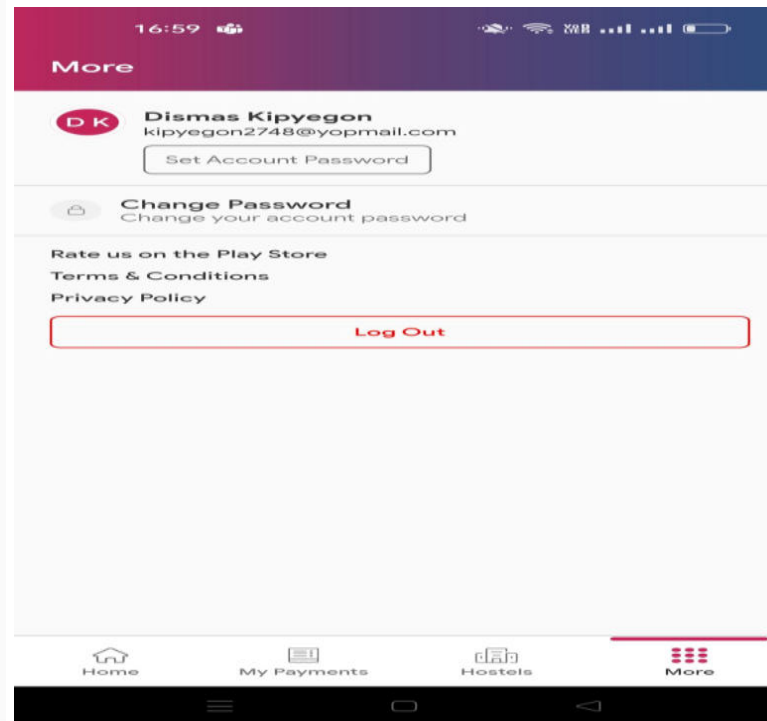
Enter the code we sent over email to
kipkirui13691@yopmail.com [Change Email Address](#)

Resend code in 00:25

[Login with Password](#)

Input **OTP** sent on mail to login to the **home tab**

Click on the **More Tab** then click Set **Account Password**



LOG IN WITH EMAIL AND PASSWORD



← Log in with email and password

Email*

Password*

[Show](#)

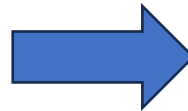
[Forgot Password?](#)

Login

or

 Continue with Google

[Login with OTP](#)



← Log in with email and password

Email*

kipkirui13691@yopmail.com

Password*

12345678

[Hide](#)

[Forgot Password?](#)

Login

or


 Continue with Google

[Login with OTP](#)



K M Good Morning Kipkirui Mutai


Search institution to add in your list



Maasai Mara University
AB01/JP/MN/13691/2021

View Services →

LINKED



Maasai Mara University
BP01/JP/MN/8707/2019

View Services →

...

HELP


Home

My Payments

Hostels

More

Click on View Services

←  Maasai Mara University

Services

School Fees

Tap & Pay

Research Funds

Tap & Pay

Accommodation

Tap & Pay

Hire of Facility

Tap & Pay

University Farm

Tap & Pay

Library and Printing Services

Tap & Pay

Health Unit and Medical Services

Tap & Pay

Staff Mess

Tap & Pay

Student Mess

TAP & PAY FOR SERVICE



Services

School Fees

Tap & Pay

X

School Fees

Amount Due
KES 1996.00

1996.00

Continue

CLICK
CONTIN
UE

< Payment

Maasai Mara University,
254714746424

PAYMENT REF TOTAL BILL
DZNVBA KES 1.00

Select Payment Mode

Mpesa

Pesaflow Direct

VISA & MASTERCARD

KCB KES

RTGS

Airtel Money

Mpesa

< Payment

Pay Using M-PESA KES 1

1. Click [here](#) to receive M-PESA Menu
2. Enter your M-PESA PIN and click OK
3. You will receive a confirmation SMS from M-PESA

After you receive a successful reply from M-PESA, click the complete button below.

Or follow instructions below

1. Go to MPESA menu on your phone
2. Select Paybill option
3. Enter Business Number
222222
4. Enter Account Number

PAYMENT



< Payment

Pay Using M-PESA KES 1

1. Click [here](#) to receive M-PESA Menu

Phone Number

2547

Initiate Payment

2. Enter your M-PESA PIN and click OK
3. You will receive a confirmation SMS from M-PESA

After you receive a successful reply from M-PESA, click the complete button below.

Or follow instructions below

1. Go to MPESA menu on your

Use the Option 1 By **Clicking HERE**

Then input phone number to pay

Then Click on Initiate Payment to receive payment prompt

Input **MPESA-PIN** then press **SEND**

A receipt will be sent to your email. You may also download the receipt.

< Payment

Pay Using M-PESA KES 1

Check your phone for STK

Send Instructions

Do you want to pay Kshs. 1 to ecitizen-222222
Account no. DZNVBA?

Enter M-PESA PIN:

Cancel

Send

complete button below.

Or follow instructions below

1. Go to MPESA menu on your phone
2. Select Paybill option
3. Enter Business Number



THANK YOU

